

regal_e.premium 1205



Model Code F5647

date of issue 22-03-22 revision 00
revision of 22-03-23 (the present replaces any previous versions)

Designer: centro studi interno

Structure: pinewood, multilayer and plywood covered with polyurethane foam, additionally covered with 100% dacron polyester padding.

Spring system: elastic webbing.

Seat Padding: seat cushions in ecological polyurethane foam covered with 100% polyester layer

Back Padding: in ecological polyurethane foam covered with 100% polyester layer

Arm Interior: in ecological polyurethane foam covered with 100% polyester layer

Removability: not available, loose seat cushions

Sewing: leather covers feasible with contrast stitching in the colors available; cuts and sewing vary on microfiber (or fabric) covers. The model features a decorative stitch (embroidery stitch n° 1_1 ago/needle) on armrests.

Mechanisms: the model is equipped with backrests that can be manually lifted, thanks to a user-friendly mechanism that is also a decorative element of the sofa. The backrest metal mechanism is available in shiny metal or matt black finish. The total height of the model with lifted backrests is 103 cm. "Electric footrest" versions feature an electric recliner mechanism operated by a touch sensor positioned on the seat sides. The maximum depth of the model with completely open footrest is 138 cm. Corner version 000 is not equipped with liftable backrests.

Components: the model features n. 1 kidneyrest pillow in feather mix on each backrest.

Standard feet: matt black metal standard feet, h. 16 cm. Alternatively, it is possible to choose among the standard finishes enclosed in the sample book. The sample book also includes "special" finishes available with a price upcharge, subject to production approval. Some versions may be equipped with hidden feet with a supporting structural function.

Density of seat and back kg/cbm (±5%) ⁽¹⁾

| Markets | Seat | Back |
|------------------|-------------------|-------------------|
| I | 35 Medium | 27 |
| D - NL - CH | | |
| USA - California | 35 soft | 27 soft |
| GB | 37 fire retardant | 31 fire retardant |
| Others | | |

Note: when no values/contents are specified in the chart, please refer to 'Others' field/area.

⁽¹⁾Density: volume mass apparently determined on materials without any kind of covers and according to the UNI EN ISO 845 regulations. Indicated values refer to production averages; the Company reserves the right, if needed, to make changes to the declared technical characteristics. Before use, it is advisable to look at the SAFETY INFORMATION TECHNIQUE for info regarding use and protection of people and of the environment, in compliance with existing EEC regulations.

Coverings

| | suggested | not suggested | not possible |
|-----------------------|-----------|---------------|--------------|
| thick leathers | ✓ | | |
| thin elastic leathers | ✓ | | |
| natural leathers | ✓ | | |
| fabric* | ✓ | | |
| microfibre* | ✓ | | |
| leather + split | ✓ | | |
| DeLuxe | | | ✓ |
| multi colour** | | | ✓ |
| multi-category** | | | ✓ |
| multi covering** | | | ✓ |

Please note: for not removable models, only one colour fabric covers are available.

* fabrics and microfibers are not available for the U.K. market

Components / Optional vers.



Feet



PM2157



Ottoman



With the reservation of carrying for production purposes and without advanced notices modifications on the materials, coverings and dimensions of the product as indicated in the relevant specification. The given dimensions and volume are of indicative value being subject to the production process tolerances. For normal use, the following maximum loads are recommended: Armchairs max. 120 kg, 2-seater sofas max. 200 kg (2x100 kg), 3-seater sofas max. 240 kg (3x80 kg). Use with loads exceeding the indicated values may cause the sofa/armchair or its components to break.

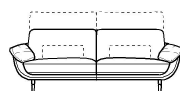
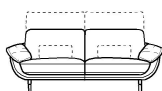
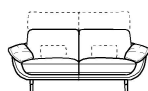
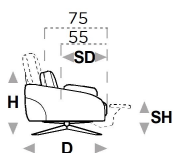


↑ fold following the dotted line ↑

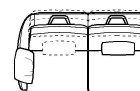
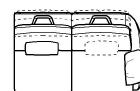
regal_e.premium 1205



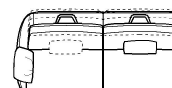
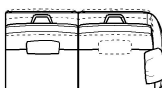
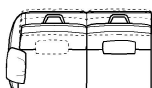
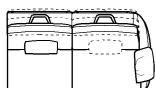
L Length - H Height - D Depth - SH Seat Height - SD Seat Depth
Dimensions refer to maximum sizes of the version with closed mechanism (where available).



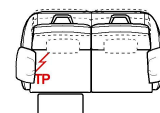
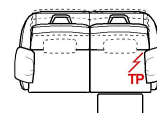
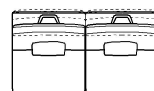
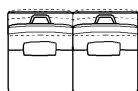
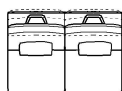
| dimensions | L 180 H81 D105 SH44 SD56 | L 200 H81 D105 SH44 SD56 | L 220 H81 D105 SH44 SD56 | L 90 H81 D105 SH44 SD56 | L 90 H81 D105 SH44 SD56 |
|--------------|-----------------------------|-----------------------------|-----------------------------|----------------------------|----------------------------|
| version code | BT4 | BT5 | BT6 | BV4 | BV5 |
| Description | lift.backrest 2-seater | lift.backrest 2 1/2-seater | lift.backrest 3-seater | lift.backr.rhf mini chair | lift.backr.lhf mini chair |



| L 100 H81 D105 SH44 SD56 | L 100 H81 D105 SH44 SD56 | L 110 H81 D105 SH44 SD56 | L 110 H81 D105 SH44 SD56 | L 163 H81 D105 SH44 SD56 | L 163 H81 D105 SH44 SD56 |
|-----------------------------|-----------------------------|-----------------------------|-----------------------------|-----------------------------|-----------------------------|
| BV6 | BV7 | BV8 | BV9 | BU7 | BU8 |
| lift.backr.rhf chair | lift.backr.lhf chair | lift.backr.rhf maxi chair | lift.backr.lhf maxi chair | lift.backr.rhf 2-seater | lift.backr.lhf 2-seater |



| L 183 H81 D105 SH44 SD56 | L 183 H81 D105 SH44 SD56 | L 203 H81 D105 SH44 SD56 | L 203 H81 D105 SH44 SD56 | L 73 H81 D105 SH44 SD56 | L 83 H81 D105 SH44 SD56 |
|-----------------------------|-----------------------------|-----------------------------|-----------------------------|----------------------------|----------------------------|
| BV0 | BV1 | BV2 | BV3 | BX6 | BX7 |
| lift.backr.rhf 2 1/2-seater | lift.backr.lhf 2 1/2-seater | lift.backr.rhf 3-seater | lift.backr.lhf 3-seater | lift.backr.arml.mini chair | lift.backr.armless chair |



| L 93 H81 D105 SH44 SD56 | L 146 H81 D105 SH44 SD56 | L 166 H81 D105 SH44 SD56 | L 186 H81 D105 SH44 SD56 | L 180 H81 D105 SH44 SD56 | L 180 H81 D105 SH44 SD56 |
|----------------------------|-----------------------------|---------------------------------|-----------------------------|-----------------------------|-----------------------------|
| BX8 | BJ8 | BJ9 | BU9 | BT7 | BT8 |
| lift.backr.arml.maxi chair | lift.backrest armless 2-str | lift.backrest armless 2 1/2 str | lift.backrest armless 3-str | el.rhf footr.lift.back 2str | el.lhf footr.lift.back 2str |

↓ fold following the dotted line ↓

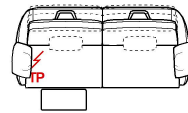
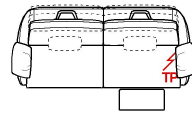
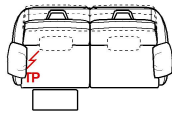
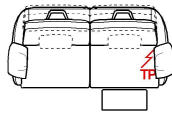
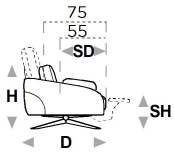


↑ fold following the dotted line ↑

regal_e.premium 1205



L Length - H Height - D Depth - SH Seat Height - SD Seat Depth
Dimensions refer to maximum sizes of the version with closed mechanism (where available).



| dimensions | L 200 H81 D105 SH44 SD56 | L 200 H81 D105 SH44 SD56 | L 220 H81 D105 SH44 SD56 | L 220 H81 D105 SH44 SD56 | L 90 H81 D105 SH44 SD56 |
|----------------------------------|--------------------------------------|--------------------------------------|-----------------------------------|-----------------------------------|----------------------------------|
| version code | BU0 | BU1 | BU2 | BU3 | BJ2 |
| Description | el.rhf foot.lift.back 21/2 str | el.lhf foot.lift.back 21/2 str | el.rhf footr.lift.back 3str | el.lhf footr.lift.back 3str | el.foot.lift.back.rf mini chr |
| | | | | | |
| L 90 H81 D105 SH44 SD56 | L 100 H81 D105 SH44 SD56 | L 100 H81 D105 SH44 SD56 | L 110 H81 D105 SH44 SD56 | L 110 H81 D105 SH44 SD56 | L 163 H81 D105 SH44 SD56 |
| BJ3 | BJ4 | BJ5 | BJ6 | BJ7 | BZ0 |
| el.foot.lift.back.lf mini chr | el.foot.lift.back.rhf chair | el.foot.lift.back.lhf chair | el.foot.lift.back.rf maxi chr | el.foot.lift.back.lf maxi chr | el.footr.lift.back.rhf2 -str |
| | | | | | |
| L 163 H81 D105 SH44 SD56 | L 183 H81 D105 SH44 SD56 | L 183 H81 D105 SH44 SD56 | L 203 H81 D105 SH44 SD56 | L 203 H81 D105 SH44 SD56 | L 73 H81 D105 SH44 SD56 |
| BZ1 | BZ2 | BZ3 | BZ4 | BZ5 | BX9 |
| el.footr.lift.back.lhf2 | | el.footr.lift.back.rhf2 | | el.footr.lift.back.lhf3 | |
| -str | -str | | -str | | c |
| | | | | | |
| L 83 H81 D105 SH44 SD56 | L 93 H81 D105 SH44 SD56 | L 146 H81 D105 SH44 SD56 | L 146 H81 D105 SH44 SD56 | L 166 H81 D105 SH44 SD56 | L 166 H81 D105 SH44 SD56 |
| BK0 | BK1 | BW0 | BW1 | BW2 | BW3 |
| el.footr.lif.back.arml | el.footr.lif.bck.arml.r | el.rf | el.lf | el.rf | el.lf |
| chr | c | footr.lif.back.arml.2 | | footr.lif.back.arml.2 | |
| | | | | footr.lif.back.arml.2 | |
| | | | | footr.lif.back.arml.21/2 | |

↓ fold following the dotted line ↓

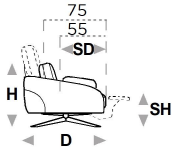


↑ fold following the dotted line ↑

regal_e.premium 1205



L Length - H Height - D Depth - SH Seat Height - SD Seat Depth
 Dimensions refer to maximum sizes of the version with closed mechanism (where available).



| dimensions | L 186 H81 D105 SH44 SD56 | | L 186 H81 D105 SH44 SD56 | | L 180 H81 D105 SH44 SD56 | | L 200 H81 D105 SH44 SD56 | | L 220 H81 D105 SH44 SD56 | |
|-------------------------------------|-------------------------------------|--|--------------------------------|--------------------------------|----------------------------------|---|-----------------------------------|--|----------------------------------|--|
| version code | BW4 | | BW5 | | BU4 | | BU5 | | BU6 | |
| Description | el.rf footr.lif.back.arml.3 | | el.lf footr.lif.back.arml.3 | | el.2 footr.lif.back r.2str | | el.2foot.lif.back r.21/2str | | el.2 footr.lif.back r.3str | |
| | | | | | | | | | | |
| L 163 H81 D105 SH44 SD56 | L 163 H81 D105 SH44 SD56 | L 183 H81 D105 SH44 SD56 | L 183 H81 D105 SH44 SD56 | L 203 H81 D105 SH44 SD56 | L 203 H81 D105 SH44 SD56 | | | | | |
| BZ6 | BZ7 | BZ8 | BZ9 | BJ0 | BJ1 | | | | | |
| el.2 footr.lif.back.rhf2 -str | el.2 footr.lif.back.lhf2 -str | el.2footr.lif.back.rhfel.2footr.lif.back.lhf | | | | el.2footr.lif.back.rhfel.2footr.lif.back.lhf3 -str | | | | |
| | | | | | | | | | | |
| L 146 H81 D105 SH44 SD56 | L 166 H81 D105 SH44 SD56 | L 186 H81 D105 SH44 SD56 | L 110 H81 D150 SH44 SD101 | L 110 H81 D150 SH44 SD101 | L 129 H81 D112 SH44 SD56 | | | | | |
| BW6 | BW7 | BW8 | BX0 | BX1 | BX2 | | | | | |
| el.2 footr.lif.back.arml.2 | | | el.2 footr.lif.back.arml.2 | | el.2 footr.lif.back.arml.3 | | maxi lift.backr.rhf ch.long | | maxi lift.backr.lhf ch.long | |
| | | | | | | | | | | |
| L 129 H81 D112 SH44 SD56 | L 119 H81 D119 SH44 SD56 | L 173 H81 D173 SH44 SD56 | L 90 H44 D70 SH- SD- 635 | L 57 H30 D12 SH- SD- 656 | | | | | | |
| BX3 | 000 | BX5 | 635 | 656 | | | | | | |
| lift.backr.lhf mer.arml.chr | corner | lift.backrest maxi corner | rectangular ottoman | lumbar support | | | | | | |

↓ fold following the dotted line ↓

