

alicudi.premium 1175



Model Code F5614

date of issue 13-11-20 revision 01
revision of 02-02-22 (the present replaces any previous versions)

Designer: centro studi interno

Structure: pinewood, multilayer and plywood covered with 100% polyester padding, additionally wrapped with thermo-bonded textile fabric coupled with cloth. Backrests rest on a metal mechanism*.

Spring system: elastic webbing

Seat Padding: seat cushions in ecological polyurethane foam covered with 100% polyester padding.

Back Padding: backrests and headrests in ecological polyurethane foam covered with 100% polyester padding.

Arm Interior: armrests in ecological polyurethane foam covered with 100% polyester padding; armrest inside cushions in fiber (synthetic fiberfill).

Removability: not available.

Sewing: leather coverings feasible with contrast stitching in the colors available; cuts and sewing vary on microfiber (or fabric) coverings

Mechanisms: except for "fixed backrest" versions, * the model is equipped with backrests that can be manually adjusted, so that the seat depth can be increased by 42 cm. The total depth of the model with backrests positioned outward is 144 cm. The model features manually lift-up headrests on all versions equipped with backrests. The height of the model with lifted headrests is 102 cm.

Standard feet: metal PM2173 h. 15 cm with matt black finish, also available with shiny and Graubraun finish. Some versions may be equipped with hidden feet with a supporting structural function.

Optional feet: antique bronze metal PM2188, h. 15 cm, also available in shiny metal.

Density of seat and back kg/cbm (±5%) ⁽¹⁾

Markets	Seat	Back
I	30 Medium	24
D - NL - CH		
USA - California		
GB	37 fire retardant	27 fire retardant
Others	30 Medium	24

Note: when no values/contents are specified in the chart, please refer to 'Others' field/area.

⁽¹⁾Density: volume mass apparently determined on materials without any kind of covers and according to the UNI EN ISO 845 regulations. Indicated values refer to production averages; the Company reserves the right, if needed, to make changes to the declared technical characteristics. Before use, it is advisable to look at the SAFETY INFORMATION TECHNIQUE for info regarding use and protection of people and of the environment, in compliance with existing EEC regulations.

Coverings

	suggested	not suggested	not possible
thick leathers	✓		
thin elastic leathers	✓		
natural leathers	✓		
fabric*	✓		
microfibre*	✓		
leather + split			✓
DeLuxe			✓
multi colour**			✓
multi-category**			✓
multi covering**			✓

Please note: for not removable models, only one colour fabric covers are available.

* fabrics and microfibers are not available for the U.K. market

Components / Optional vers.



Feet



PM2173

PM2188



Ottoman



With the reservation of carrying for production purposes and without advanced notices modifications on the materials, coverings and dimensions of the product as indicated in the relevant specification. The given dimensions and volume are of indicative value being subject to the production process tolerances. For normal use, the following maximum loads are recommended: Armchairs max. 120 kg, 2-seat sofas max. 200 kg (2x100 kg), 3-seat sofas max. 240 kg (3x80 kg). Use with loads exceeding the indicated values may cause the sofa/armchair or its components to break.

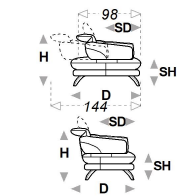


↑ fold following the dotted line ↑

alicudi.premium 1175

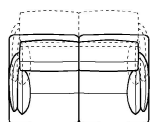


L Length - H Height - D Depth - SH Seat Height - SD Seat Depth
Dimensions refer to maximum sizes of the version with closed mechanism (where available).



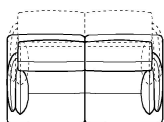
dimensions

version code
Description



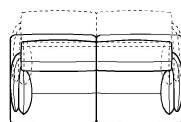
L 179 H82 D112 SH45 SD56
200

2 seater



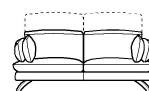
L 199 H82 D112 SH45 SD56
240

2 1/2 seater



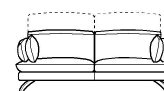
L 219 H82 D112 SH45 SD56
300

3 seater



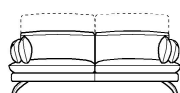
L 179 H82 D102 SH45 SD56
O59

fixed back 2 seater



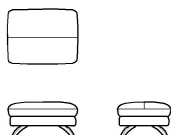
L 199 H82 D102 SH45 SD56
O55

fixed back 2 1/2 seater



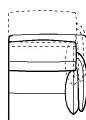
L 219 H82 D102 SH45 SD56
O56

fixed back 3 seater



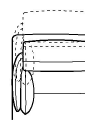
L 90 H45 D70 SH- SD-
635

rectangular ottoman



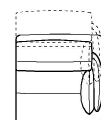
L 100 H82 D112 SH45 SD56
110

1 right arm facing chair



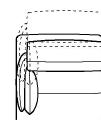
L 100 H82 D112 SH45 SD56
120

1 left arm facing chair



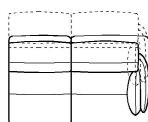
L 110 H82 D112 SH45 SD57
114

rhf maxi chair



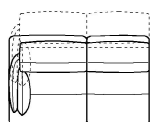
L 110 H82 D112 SH45 SD57
124

lhf maxi chair



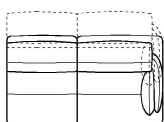
L 179 H82 D112 SH45 SD57
251

1 right arm fac. 2 1/2 str



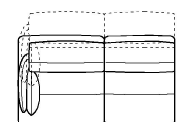
L 179 H82 D112 SH45 SD57
252

1 left arm fac. 2 1/2 str



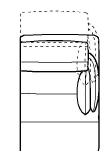
L 199 H82 D112 SH45 SD57
310

1 right arm facing 3 str



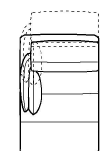
L 199 H82 D112 SH45 SD57
320

1 left arm facing 3 str



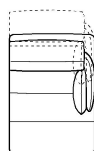
L 100 H82 D152 SH45 SD97
410

chaise lon.rhf arm fac



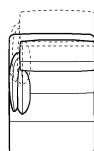
L 100 H82 D152 SH45 SD97
420

chaise lon.lhf arm fac



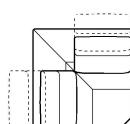
L 110 H82 D152 SH45 SD97
601

maxi chaise lon.rgt arm fac.



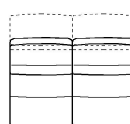
L 110 H82 D152 SH45 SD97
602

maxi chaise lon.lft arm fac.



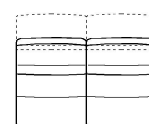
L 125 H82 D125 SH45 SD57
040

square corner



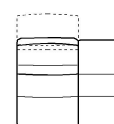
L 158 H82 D112 SH45 SD57
243

2 1/2 seater with no armrests



L 178 H82 D112 SH45 SD57
330

3 str with no armrests



L 127 H82 D112 SH45 SD57
168

chr no arms mer.rgt fac.ter.

↓ fold following the dotted line ↓

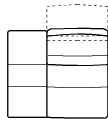
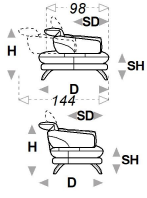


↑ fold following the dotted line ↑

alicudi.premium 1175



L Length - H Height - D Depth - SH Seat Height - SD Seat Depth
Dimensions refer to maximum sizes of the version with closed mechanism (where available).



dimensions

L 127
H82 D112 SH45 SD57

version code

169

Description

chr no arms
mer.lft fac. term.

↓ fold following the dotted line ↓

